



IMPROVE EDUCATION,  
IMPROVE LIFE.

EASY SCHOOL NET EVOLUTION  
MULTIMEDIA CLASSROOM CONTROL SOFTWARE  
PROFESSIONAL DIGITAL LANGUAGE LAB

*for School ...*

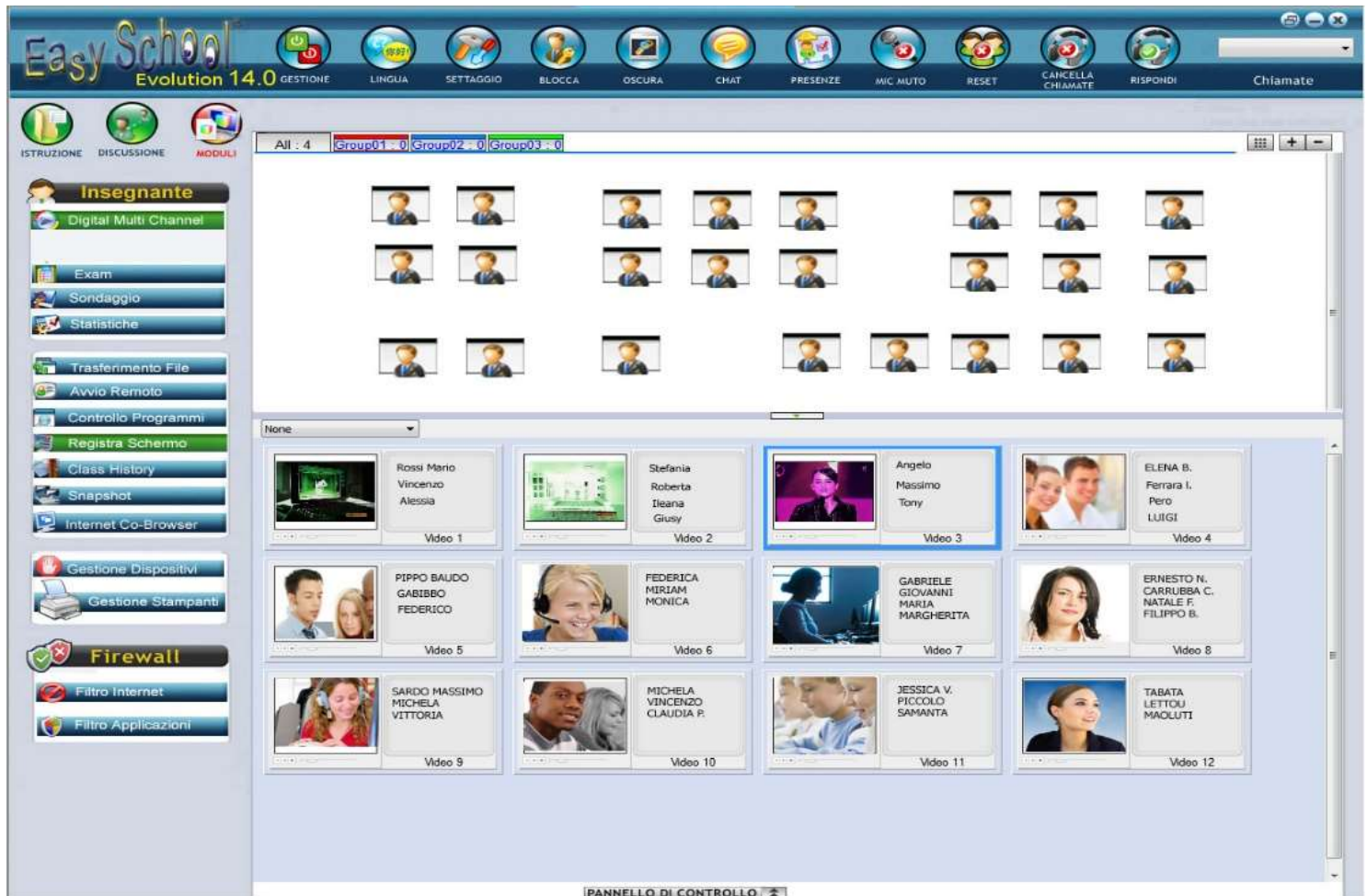
## EASY SCHOOL NET EVOLUTION

- ✓ Ease of use and flexibility are the main features of this software solution for classroom training;
- ✓ Classroom management: instruct, monitor, manage and interact with students both individually and in groups;
- ✓ Very high-quality audio and video transmission.



## MAIN APPLICATIONS

- Informatics classrooms of each grade and level
- Professional Language Laboratories
- Training Centers



## Easy School Interface – Teacher's main window

- **Easy School Net Evolution**® is a powerful software able to convert standard PCs into **greatly interactive and multimedial tool** for a high-performance classroom network.
- It is the first and unique multimedia teaching network that can send to **12 Audio and Video simultaneously in real-time**, with a Professional Language module and Comparative-Active-Audio + Video on LAN/WLAN

## EASY SCHOOL NET EVOLUTION



- **Easy School Net Evolution**® far exceeds the performance of common hardware-type networks, without being bound by wiring and external control units that limit the use of the [Didactic Network](#) and the [Language Laboratory](#).
- The Product breaks down the walls of the class and allows its use also to other classes or other [PCs within the institute](#), thanks to the innovative Audio-Video compression that distinguishes the product.
- The future is already present, the concept of [Mobile Classes](#), alternative spaces, are absolutely achievable with extreme simplicity thanks to the use of EasySchool Net Evolution: it will allow you to use normal and portable computers or Windows Tablet in the whole area. You will have total control of the classes with great interaction between teachers and students of Audio-Video and Multimedia Testing and interactive resources.

## EASY SCHOOL NET EVOLUTION Teacher Management Console

### MACRO AREA



ISTRUZIONE

DISCUSSIONE

MODULI

### Student Icons



Group Color

Student  
NAME



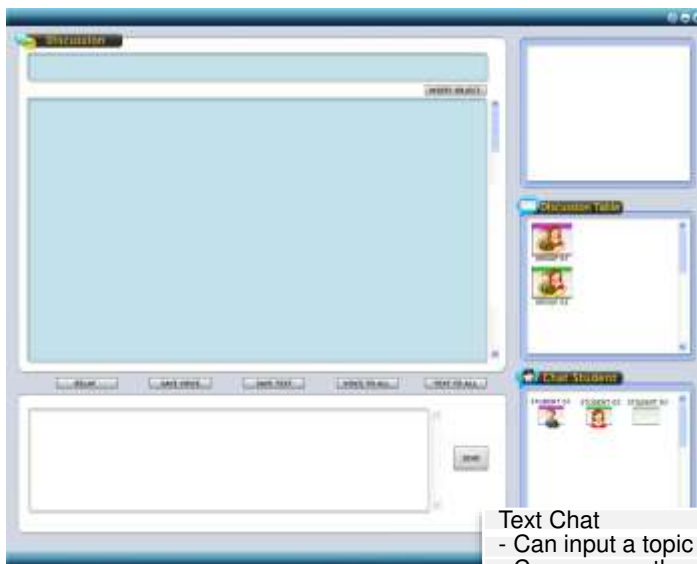
Group01 : 0 Group02 : 0 Groip03 : 0 Group04 : 0

Group TAB

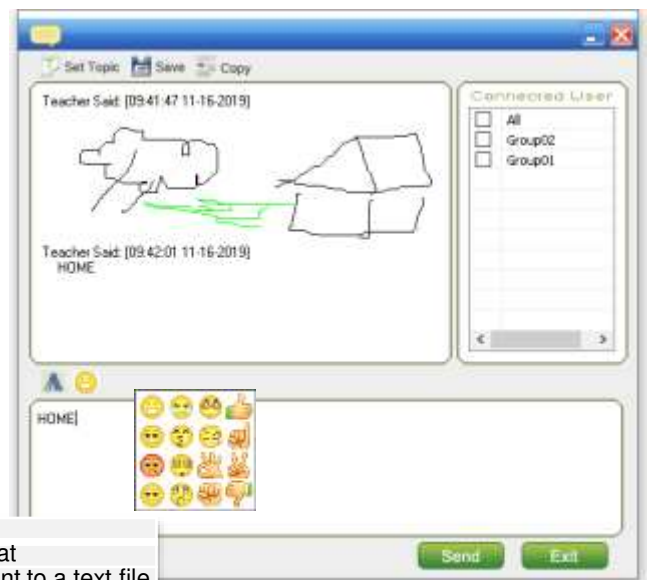
### TEACHER MAIN WINDOW



### GROUP DISCUSSION PANEL



### CHAT PANEL



#### Text Chat

- Can input a topic for the chat
- Can save as the chat content to a text file
- Can copy the chat content
- Show the selected chat member list

### TOOL PANEL



## EASY SCHOOL NET EVOLUTION

### FUNZIONI PRINCIPALI

### GENERAL FEATURES



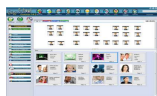
Support single or multiple monitors setup for teacher PC



Support multiple teaching groups



100% User-friendly and intuitive graphical user interface



Support maximum 200 classroom channels and thousands PCs on the same network



Support multiple classroom channels control, i.e. teacher can control one or multiple classroom channels simultaneously



Full Screen Thumbnail Mode Monitor students computers using thumbnail view specific size on a separate monitor



On-screen "Language" selector for multilingual teaching environment



Multiple sound cards audio mapping



Control and Store different record source and volume level settings for different audio functions on Teacher PC



Control and Store different record source and volume level settings for different audio functions on Student PC



Enable / Disable student PCs hands up  
Instant Respond to student PCs hands up call  
Instant Cancel all student PCs hands up calls



Support multiple operation status display on student icons



Save unlimited number of class with individual seating layout, student numbers and work group numbers



Lock / Unlock selected student, groups of students or all students PCs keyboards and mouse



Blackout selected student, groups of students or all students PCs screen with keyboards and mice locked



Support multiple student icon name display options  
(Windows log-in name / Student's Sign-in name / Student's name in Windows Active Directory / Student's computer name / Student Exam Certificate Number)



Student attendance register



Remote Power Off selected student PCs before/after Log-in. Remote Power On, Log-Off, Restart, Disconnect selected student PCs



#### Advanced chat

write between Teacher and Student, Students, Groups.  
Chat with Writing, free graphics and emoticons  
Set Topic, save and copy text.



Whiteboard function



## EASY SCHOOL NET EVOLUTION

Auto start Teacher program when Windows starts



Group Tab Bar  
Show student icons in different tabs  
Display Group Name and Student numbers  
-Right-click tab for Group name and color update



Drag & drop student icon on top of the Group icon (add student into group)



Tools for creating seating plan matching with classroom actual layout



### TEACHER FEATURES

The functions in the graphic interface of the teacher are divided into three specifics MACRO-AREAS to make its use easy. With Easy School NET functions it is easy to control the class and create interactive lessons that will facilitate learning in a limited time.



ISTRUZIONE



DISCUSSIONE



MODULI



Instruction

Application

Digital Language Lab



## EASY SCHOOL NET EVOLUTION



### TEACHER APPLICATION

#### Digital Multi Channel (Optional)

Send up to 12 Audio and Video Channels to different Groups simultaneously, without delay



#### Multimedia TEST Module (Optional)

EXAM EVO  
See detailed description



#### Instant Survey

for single Student, student groups or the whole class.



#### Resource Statistics

Gets information on all installed software.  
Get Installed Hardware Information on the Student PSCs



**File Collect / Distribute** function with Real-time browsing student PC directory- Error checking during transmission Send selected folders / files to selected student, groups of students or all students PCs



**Remote Start** on students  
Start Programs remotely  
Start Internet remotely



**Application Monitor** active and background with Active software application name display view with "Terminate" function



#### Screen Record

realizes a video with the screen and audio of the Teacher. Save the file and the videos can be transmitted later.



#### Class History

You have total class control  
Internet, programs used.  
Snapshot of the students



#### SnapShot

Take a picture of the selected students' screens, groups or everyone.



#### Internet Co-Browser

Synchronize internet browsing for students



#### Printer Manager

Check and manage network printers



#### Keyboard Monitor

Check the words written by the students, with the writing programs  
Distinguishes in Valid and inappropriate.



#### Device Control

USB Disk, Local Disk, CD/DVD and Network



**Websites Filter** function with  
Allow or Deny access to on student  
Stop Internet button



**Applications Filter** function with  
Allow or Deny access to particular applicatic  
Stop All Application button



#### Network Management

To manage the blocking of connections ports



Do you have a suggestion for a new feature?  
Propose your idea to [marketing@mithos.it](mailto:marketing@mithos.it)



## EASY SCHOOL NET EVOLUTION



### TEACHER INSTRUCTION

Remote control and talk to one selected student PC in clear audio at the same time with - Whiteboard function  
Lock / Unlock function  
Record source and volume level control



Talk to selected student, groups of students or all students in clear audio



Broadcast Teacher PC screen (include clear audio / DVD quality video / Powerpoint presentation / Flash animation) and talk to selected student, groups of students-



Broadcast one student PC screen (include clear audio / DVD quality video / Powerpoint presentation / Flash animation) and talk to selected student, groups of students-



Full Screen Thumbnail Mode Monitor students computers using thumbnail view specific size on a separate monitor



Intercom between the teacher and a student, with a clear and stereophonic voice



Sending DIGITAL Audio and Video, to a student, to groups or the ALL class with quality and without delay. no hardware needed



Sending ANALOG (Optional) Audio and Video, to a student, to groups or the ALL class with quality and without delay. no hardware needed



Students Monitor Rotation, with intervals from 5 to 60 seconds



Schedule lessons with pre-recorded features



### TEACHER DIGITAL LANGUAGE LAB & Group Discussion

Group Discussion with  
Freely Add / Delete student PCs in tables  
Freely Move student PCs from one table to another table by simple drag & drop



Automatic group formation, with a number of students per group selectable



Broadcast Teacher AUDIO (include clear audio MIC or audio Files / DVD / Powerpoint presentation / Flash animation) and talk to selected student, groups of students.



Broadcast AUDIO student PCs (include clear audio MIC or multimedia audio files with best quality Audio and talk to the Teacher and selected student, groups of students



Intercom between the teacher and a student, with a clear and stereophonic voice

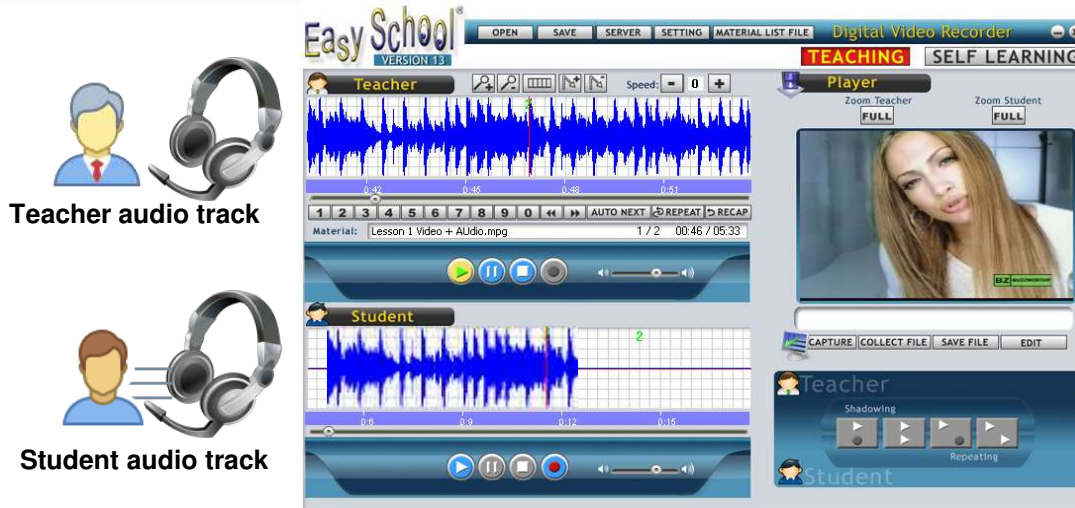


**DIGITAL VIDEO RECORDER** (Optional)  
Active-Comparative Audio AACC  
(this Special is detailed in the following page)





## DIGITAL VIDEO RECORDER DVR ( OPTIONAL)



### GENERAL FEATURES

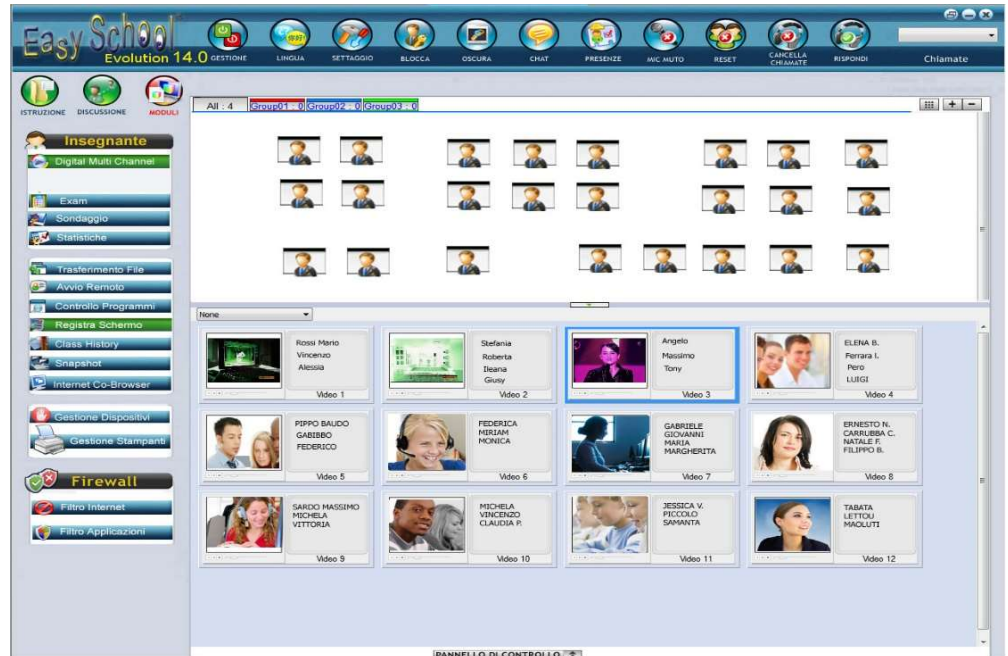
User-friendly and intuitive graphical user interface	Add / Delete bookmark function
Unicode compliant	All-bookmarks display function
Support Microsoft Windows	Playback speed control (from +5 to -5) function
2000/XP/2003/Vista/Windows 7 / 8 10	Auto Next function
AAC compliant	Playback Repeat function
One control window and four working windows ("Waveform"; "Video player; "Caption"; "Material List File")	Playback Recap function
Two audio tracks ("Teacher" and "Student") with independent volume level control and play/record/pause/stop buttons	Can Zoom Teacher and Student Video player independently
One voice graph for the student to view and compare with the "Teacher" voice graph	Control and Store record source and volume level settings on teacher PC
Two working modes for "Teaching" and " Self-Learning"	Control and Store different record source and volume level settings on student PC
One Open-Teach -Remote Record mode to teach with media content file	Set and Store video input source and format
One Capture-Teach-Remote Record mode to support PCI/USB capture devices for teaching with external analog source media content	Support USB web cam
Four Playback-Teach-Record modes ("Listen Material track AND Record Student track"; "Listen Material track AND Listen Student track"; "Listen Material track BEFORE Record Student track"; "Listen Material track BEFORE Listen Student track") with independent buttons	Store the recorded "Material" track with bookmarked voice and captioned video into a project file
Display media content file information (name / time / bookmark)	Remote Save students' recorded "Student" tracks as MP3 / WAV format files into student PCs selected directory
Zoom / Reduce waveform function	Remote Collect and Save students' recorded "Student" tracks as MP3 / WAV format files into teacher PC
Support multiple formats : DVR Project Files, MPEG,AVI, MPG	Remote close student digital recorders
Wmv,Wma , SwF, WAW, MP3	Automatic Insert start & end time into Caption List for a highlight section on the "Material" track
	Playback by clicking on a selected caption in the Caption List.
	Playback by highlight a section on the "Material" track
	Playback by clicking on a selected file in the Material
	File List

## EASY SCHOOL NET EVOLUTION



### DIGITAL MULTI CHANNEL Module (Optional)

It allows sending in real-time up to 12 Audio-Videos to individuals, groups, different groups of students simultaneously.



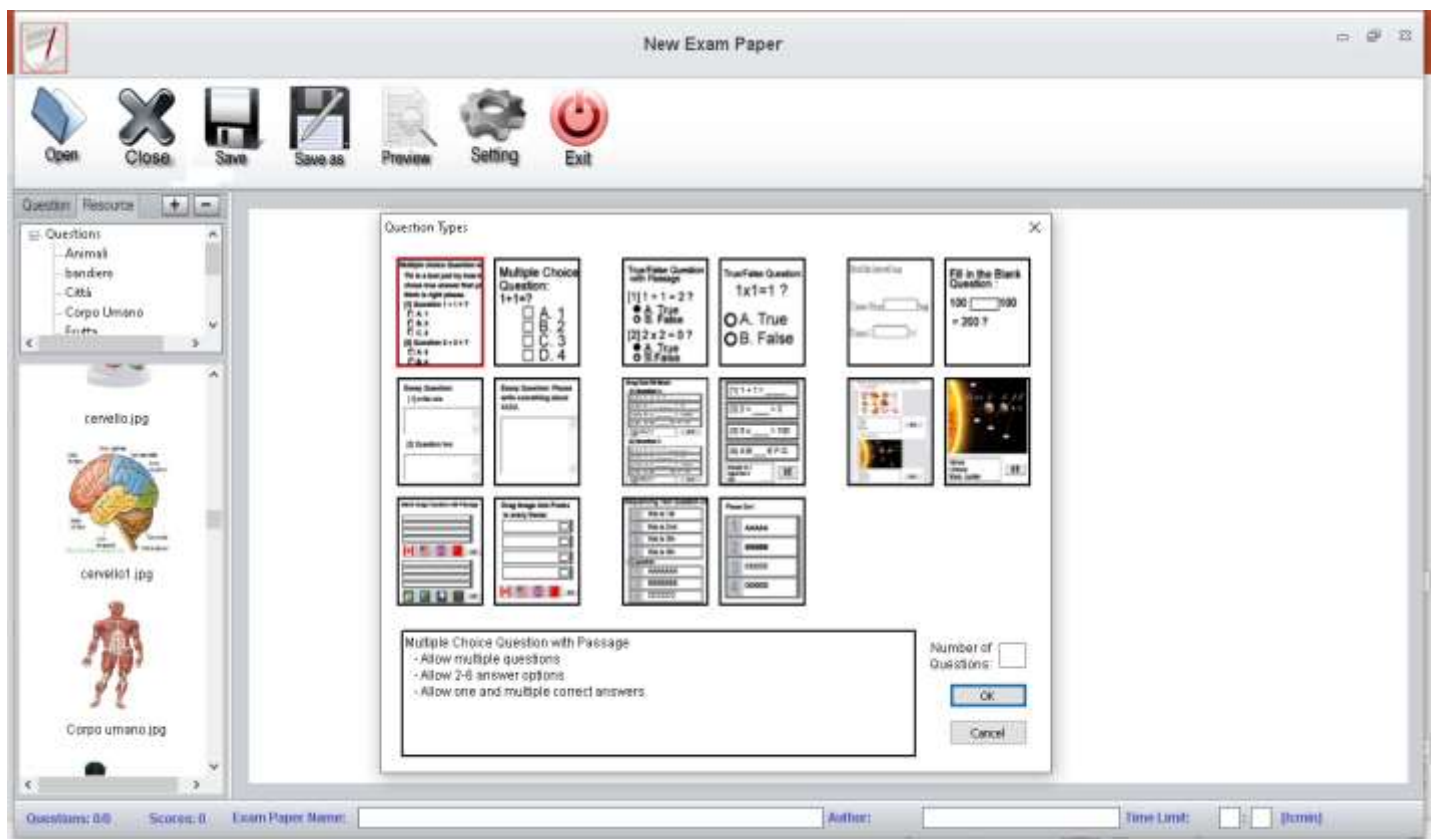
It will be possible to send DVDs, CDs or Multimedia Audio-Video files easily: simply select the students with the mouse and drag them onto the window: eg Video1, Video2 ... then click inside the "Video" window and select up to 12 different Audio, Video or DVD files to transmit. Students will receive all selected media simultaneously in real-time, with stunning Audio-Video quality!



### EXAM Module (Optional)

### Multimedia Test Module Exam EVO

Every teacher can create professional tests, with extreme simplicity. The preparation of the test is followed step by step with visual examples that facilitate and prevent errors during creation.



The diffusion of the Multimedia Test, with an assigned time limit, with written contents, images, audio or video that contribute to the demand, makes the tests in the classroom stimulating.

Furthermore, the questions can be enriched with multimedia contents that the student can individually activate:

- Images
- Video clips
- Audio

The tests created may contain:

Multiple choice questions (A, B, C, D, E E F)  
 Questions True / False  
 Question YES / NO  
 Questions for understanding  
 "White" questions  
 Inserting the images of your choice  
 Ascending and descending order  
 Image background with a choice of correct answers to match the indicated box.

## EASY SCHOOL NET EVOLUTION



### Analog Video Player (Optional)

Real-time Broadcast external analog sources media content (such as VCD, DVD, VHS player, TV, etc) to selected student, groups of students or all students PCs with Independent Control of video playback sizes (Stretchable window / Full) for teacher PC and student PCs

Real-time Store the analog source media content as MP3 / WMA format file

Set and Store video input source and format

Control and Store record source and volume level settings.



### DIGITAL AUDIO VIDEO 1 CHANNEL



Real-time Broadcast digital sources media content (such as VCD, DVD, VHS to selected student, groups of students or all students PCs with Independent Control of video playback sizes (Stretchable window / Full) for teacher PC and student PCs

Control and volume level settings.

Set and Store video input source and format

All Supported Files (\*.dat,\*.mpg,\*.mpeg,\*.mp4,\*.avi,\*.wmv,\*.asf,\*.rm,\*.rmvb,\*.mov,\*.qt,\*.vob)  
 All Supported Files (\*.dat,\*.mpg,\*.mpeg,\*.mp4,\*.avi,\*.wmv,\*.asf,\*.rm,\*.rmvb,\*.mov,\*.qt,\*.vob)  
 MPEG Files (\*.dat,\*.mpg,\*.mpeg,\*.mp4)  
 AVI Files (\*.avi)  
 Windows Media Files (\*.wmv,\*.asf)  
 RealVideo Files (\*.rm,\*.rmvb)  
 QuickTime Files (\*.mov,\*.qt)  
 MPEG2 Files (\*.vob)  
 All Files (\*.\*)

## EASY SCHOOL NET EVOLUTION

### STUDENT

### GENERAL FEATURES



#### Student Main Window horizontal Mode



#### Student Main Window Vertical Mode



#### Student Login



#### Student Icons



#### DIGITAL LANGUAGE LAB DVR



#### Teacher audio track



#### Student audio track



#### Audio Controls Student Track



#### Audio Controls MIX Track



## EASY SCHOOL NET EVOLUTION

### Operating Environment



Operating System: Windows XP, Windows 7/ 8 / and 10 - 32 and 64 bit

Microsoft Direct X 9.0 or above

Microsoft Media Player 10.0 or above

Network:100/1000Mbps switch

### Teacher PC



<b>Processor:</b>	Pentium i3 or higher processor (recommended)
<b>RAM:</b>	4 GB for 32 bit systems or 8 GB for 64 bit systems
<b>Space on Hard Disk:</b>	16 GB for 32-bit systems, 32 GB for 64-bit systems
<b>Video Card:</b>	DirectX 9 or later with WDDM 1.0 driver
<b>Display :</b>	1024x768 or higher (recommended)
<b>Audio Card:</b>	Full duplex sound adapter compatible with AC 97/ HD Audio with stereo mix enabled

### Students PCs



<b>Processor:</b>	1 gigahertz (GHz) or higher processor (recommended)
<b>RAM:</b>	2 GB for 32 bit systems or 4 GB for 64 bit systems
<b>Space on Hard Disk:</b>	16 GB for 32-bit systems, 32 GB for 64-bit systems
<b>Video Card:</b>	DirectX 10 or higher (recommended) / WDDM 1.0
<b>Display :</b>	800x600 - 1024x768 or higher (recommended)
<b>Audio Card:</b>	Full duplex sound adapter compatible with AC 97/ HD Audio with stereo mix enabled

Authorized Retailer:



[www.mediatecnostore.it](http://www.mediatecnostore.it) [info@mediatecnostore.it](mailto:info@mediatecnostore.it) Tel. 06.56548615

